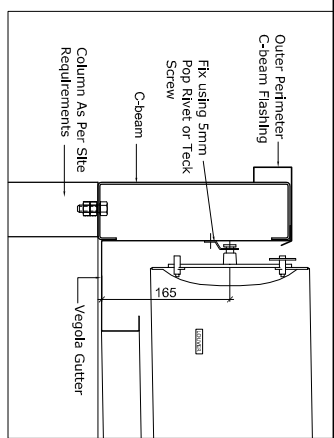


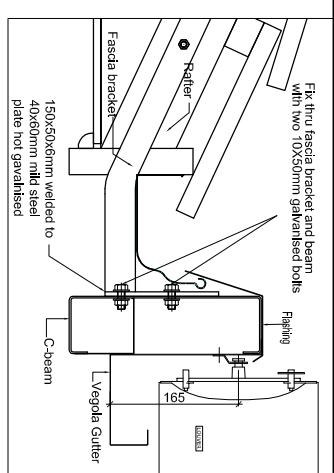
ROOF PLAN

SCALE 1:50

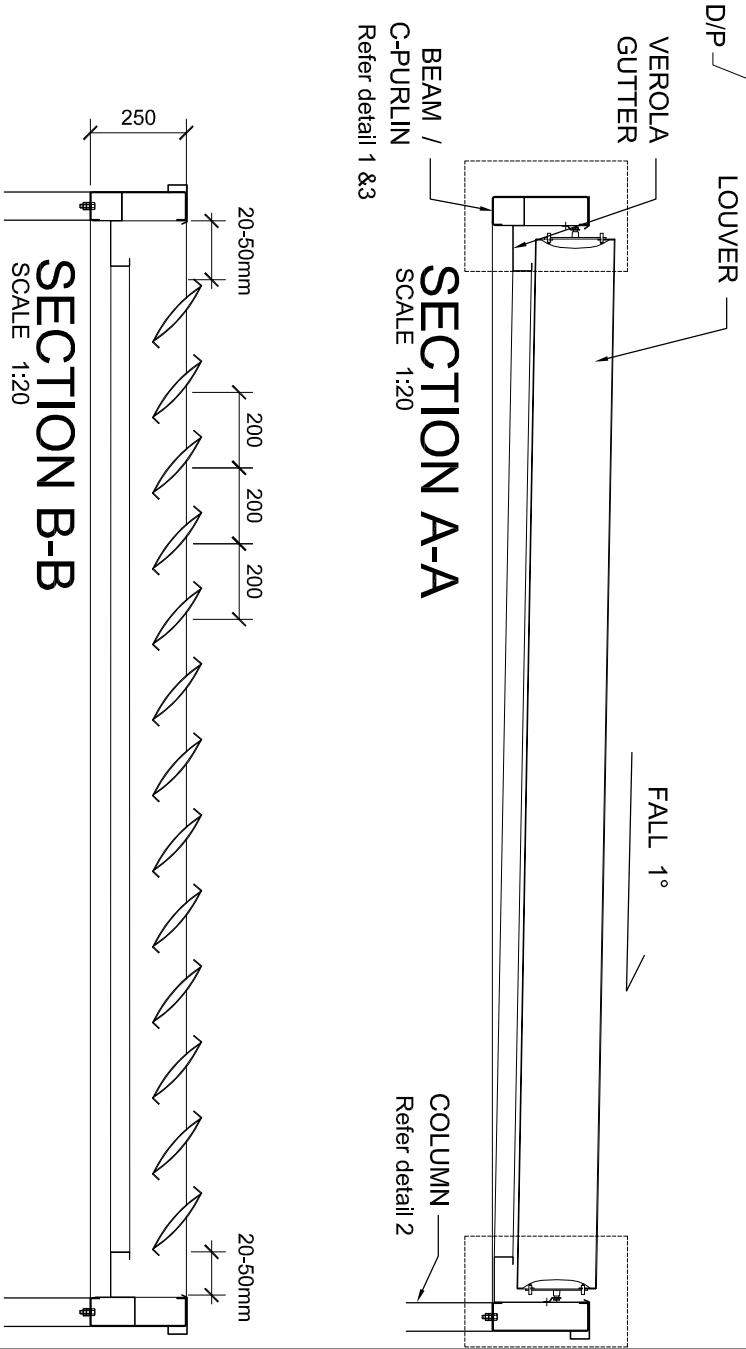
⊗ = Motor as required



Detail 1
Connection to column



Detail 2
Connection to fascia bracket-
to building

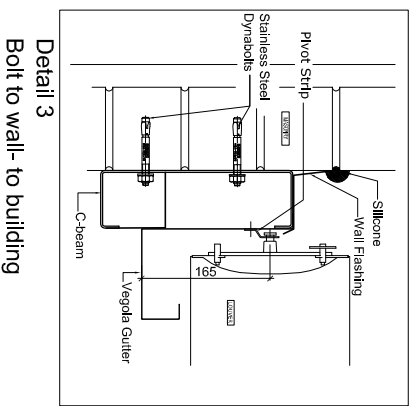


SECTION A-A

SCALE 1:20

SECTION B-B

SCALE 1:20



Detail 3
Bolt to wall- to building



VERGOLA S.A. PTY LTD
 101 Port Road
 THEBARTON SA 5031
 www.vergola.com
 sales@vergola.com
 +61 8 8150 6888
 +61 8 8150 6868

COMMENTS
 © Copyright of this drawing is vested in Vergola SA Pty Ltd

All levels and dimensions must be verified on site before commencing work. Report any discrepancies to the drafter before proceeding. This drawing must be read in conjunction with all relevant contracts, specifications and drawings.

CLIENT	N/A
ISSUE	REFERENCE
DESIGNATION	SINGLE BANK VERGOLA
DRAWN	VERGOLA
DATE	01/01/09
SCALE	AS SHOWN
DRAWING NUMBER	VR-001